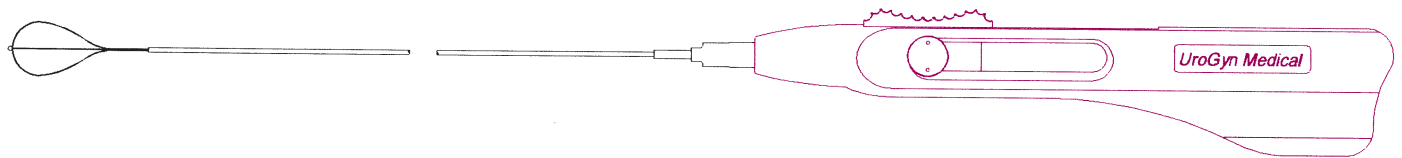


UroGyn Medical STONE BASKETS

NITINOL 4 WIRE BASKET

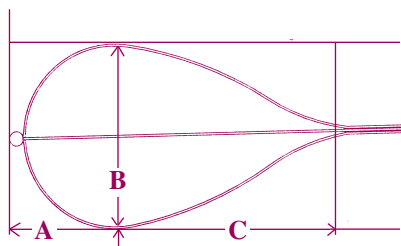


CODE #	SIZE	LENGTH	BASKET SIZE	TIP
203090	3.0 FR	90 cm	16 mm	Round *
203015	3.0 FR	115 cm	16 mm	Round *
212490	2.4 FR	90 cm	12 mm	Round *
212415	2.4 FR	115 cm	12 mm	Round *

Nitinol (Shape Memory Alloy) wires impedes kinking, provides consistent basket configuration, especially in tortuous path access, manipulation, and capture. Nitinol also offers material safety in an exit strategy during a difficult extraction.

*Minimal Projecting Tip (MPT) 1mm Round ball tip design for atraumatic kidney tissue interface and secure / consistent basket configuration, facilitates advancement of closed basket in urinary tract, and provides smooth interface with inner sheath of working channel of scope.

Parabolic (parachute) shaped basket with a high shoulder, enhances stone manipulation and capture while minimizing basket distortion and traumatizing of upper tract tissue.



A- Distance from 'MPT' to widest point of basket

B- Widest point of basket

C- Distance from widest point of basket to bottom of basket

Polyimide sheath's strong thin wall maximizes torqueability of inner core, facilitates irrigation of the field of vision, and provides smooth interface within working channel of the scope.

The Variable Flexibility Wire Braided Sheath Reinforcement enhances sheath strength and torqueability, improves distal tip deflection of scope and basket (minimizing deflection resistance).

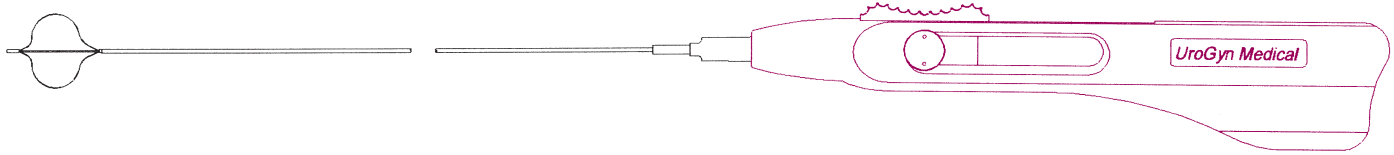
Handle / Basket Sheath bonding and strain relief, enhances basket control and maneuverability.

Lightweight Handle with Thumb Control provides one hand use and provides secure stone control and capture in basket.

Packaged sterile in Tyvek® to film pouch, 1 each per box

UroGyn Medical STONE BASKETS

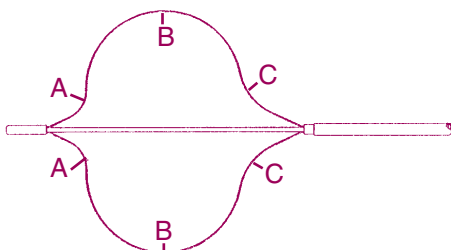
4 Wire FLAT WIRE BASKET



CODE #	SIZE	LENGTH	BASKET SIZE	TIP
103090	3.0 FR	90 cm	20 mm	Round
103015	3.0 FR	115 cm	20 mm	Round
112490	2.4 FR	90 cm	16 mm	Round
112415	2.4 FR	115 cm	16 mm	Round

UroGyn Flat Wire Baskets are made of stainless steel flat wire. The proprietary process for shaping and forming the basket was developed to facilitate the basketing and extraction of urinary stones from the ureter and UPJ.

The symmetrical shaped flat wire basket has been designed to provide firmness, expansion force, and consistent wire positioning and relationship. The pronounced radiuses facilitate wire positioning and stone capture space. Due to the focus of this design for the extraction of stones in the ureter and UPJ, we do not suggest using this basket in the kidney. The distal tip of the basket could traumatize the delicate tissue of the calices in the kidney. We suggest using the UroGyn Nitinol Basket with MPT (Minimal Projecting Tip) for capturing and extracting stones in the kidney pelvis and calices.



PRONOUNCED RADIUSSES

A- Distal Portion of basket

B- Mid-Point of basket

C- Proximal Portion of basket

The sheath is Polyimide and the sheath's strong thin wall maximizes torqueability of the inner core of the basket and facilitates irrigation of field of vision. The Polyimide sheath also provides a smooth interface within the working channel of scope.

Handle / Basket Sheath bonding and strain relief, enhances basket control and maneuverability.

Lightweight Handle with Thumb Control provides one hand use and provides secure stone control and capture in basket.

Packaged sterile in Tyvek® to film pouch, 1 each per box

UroGyn Medical, Inc.
456 S. Campbell St.
Valparaiso, IN 46385
219-531-7301 fax 219-464-0380

